

FAIRFIELD POLICE DEPARTMENT

Monthly Report – December 2015



Chief Gary MacNamara

Fairfield Police Department

www.fpdct.com

This page intentionally left blank.

Section 1: Noteworthy Incidents

Section 2: Bureau / Division Reports

Section 3: Statistical Activity Summary

Overall Activity

Calls for Service - Total

Alarm Response Summary

Calls for Service – Detailed

Motor Vehicle Activity

Motor Vehicle Accidents

Motor Vehicle Enforcement - Action

Motor Vehicle Enforcement - Violation Type

Parking Ticket Summary

Criminal Activity

Criminal Incidents by Patrol

Criminal Activity by Month

Criminal Arrests by Month

Section 1: Noteworthy Incidents

15-42201 | 9:01 PM | Domestic violence | Stahl, M | 485 Nonopoge Rd/ * Officers: Stahl/ Peck/ Gerosa / Burbidge

Officers responded to a residence after a former boyfriend spoke to the complainant over the phone and claimed that she was at that address with an abusive boyfriend. On scene investigation revealed there were no signs of domestic abuse, but in fact the former boyfriend and *complainant* had a an active protective order specifying he not to contact her by telephone, which he violated when he called her on this date. The Derby Police Department, acting on speedy information, located and detained the former boyfriend on the violation of the protective order

Further on scene investigation revealed, the complainant had an active warrant out of the Derby Police Department. she was placed under arrest and transported to Fairfield Police Headquarters.

Derby police turned the former boyfriend over to Officer Stahl and he was arrested for Violation of a Protective Order, 53a-223. He was held on \$ 1000.00 bond.

15-42368 | 4:19 PM | Trespasser |Fairfield Woods Middle School / 1115 Fairfield Woods Rd * Officers : Stahl / Gerosa / Sergeant Irizarry

Officers responded to Fairfield Wood Middle School after a report was made that a subject was trespassing through Fairfield Woods/Jennings School property on a Segway via the access road from Palm Dr. to Fairfield Woods Rd.

On scene investigation revealed he was recently warned by the Detective Bureau on 11/19/15 to stay off all school properties after his release from prison following the University of New Haven ‘firearm’ incident. The suspect just completed parole and is currently on Federal and State probation. He had claimed during the investigation he used the cut-through to get to Stratfield Center which he did not believe was a prohibited road. He was taken into custody at his residence and charged with Trespass First Degree and Released on \$1,000 bond

15-42511 | 9:37 PM | Pursuit / Assist Bridgeport PD | Coolidge St *Officer McGrath/ Wilkie /Gerosa/ Peck/ Stahl / Mignone / Sgt .Irizarry

Officers assisted Bridgeport PD who was in Pursuit of a vehicle For Possible Narcotics and Weapons charges – Officers arrived to find a foot pursuit in the area of 36 Camden Street with State and Bridgeport Sending K-9'S to assist. On Scene investigation revealed the vehicle

stopped on the southbound portion of I-95, near Exit 25. The operator of the vehicle ran from Bridgeport Officers into the marsh area just east of Camden St. Multiple Officers from Bridgeport PD, Fairfield PD, as well as CSP Troopers set a perimeter to include I-95 and surrounding streets. Officer McGrath assisted CSP Trooper Beaton and K9 Nero on a track which started in the area of 38 Camden St. The track led Officer McGrath and Trooper Beaton into the marsh and frigid waist deep water, just east of Camden St. The track continued through Ash Creek and led to the western edge of the Mount Grove Cemetery. During the course of the track; Bridgeport Officers advised they had one suspect in custody near the corner of Dewey St. near the main entrance to Mount Grove Cemetery.

15-42527/ 0218 / Pursuit/ Assist Stratford Police / I-95 Exit 24 / Chambers Street * Officer Rubis / Sgt .Koval

Officers assisted Stratford PD who was in pursuit Southbound on I-95 of a dark sedan that exited 24 South (I95) at Chambers St with State Police following. Officer Rubis was able to deploy stop sticks on Chambers St. and strike the right side tires without further incident. The vehicle re-entered I95 North, became disabled at Exit 26 in Bridgeport, and the occupants were taken into custody out of town. Fairfield Police assistance only involved stop sticks and disabling of the right front passenger tires of the suspect vehicle. Stratford PD stated that the charges con

15-43210 | 9:24 PM | | Shoplifter / Foot Pursuit | 1160 Kings Hwy Cutoff

H/M In The Back Of The Store On The Train Tracks - Brown Hoodie And Blue Jeans - \$80 worth of shrimp. The suspect was arrested on a summons for Larceny 6th and interfering.- he was transported to the hospital for difficulty breathing and released on a PTA

Officer Stahl engaged in a short foot pursuit near the woods adjacent to I-95 and the train tracks, where he subsequently took the suspect into custody.

Section 2: Bureau / Division Reports

Patrol Division

- Officer Wells and Officer Kaesmann continued their training at the K9 Academy with their new Partners Jagger and Maverick.
- Officer Newkirchen attended Crisis Communication training
- ESU snipers attended Cold Weather Sniper Training
- ESU Team attended Defensive Tactics training
- ESU Team attended Ballistic Shield training
- A letter was received from Lt. Kenneth Cain, Commander of State Police Troop G, recognizing Officer McGrath for actions in assisting a trooper during a search of a suspect.

Support Services

- Coordinated promotional examinations for lieutenant and detective.
- Continued implementation of on-line citizen self-reporting of minor incidents.
- Continued work on hiring new officers.
- Continued working with HVAC company on system improvements.
- Assisted with coordinating Santa's Arrival at the Sherman Green.
- Developed operation plan for annual tree lighting ceremony at Town Hall.

Animal Control

- Complaints: **62**
- Wildlife related complaints: **18**
- Wildlife tested for rabies: **5**
- Wildlife testing positive for rabies: **10**
- Animals impounded: **12**
- Dog bites: **4**
- Enforcement: written warnings **3** , Infractions: **2**
- Euthanized: **1**
- Sold as pet: dogs: **3**, Cats: **7**

Traffic Crash Investigations

- Total Accidents Investigated: **83**
- Search Warrants: **3**
- Arrest Warrants: **3**
- Misdemeanor Summons Issued: **3**
- Infractions Issued: **8**
- Other activities:

- 15-44585: On Sunday 12/27/15 at 1830hrs Officer Letsch and Sgt. Greene were called in by the shift commander for a serious motor vehicle crash involving a head on collision on Kings Hwy. Cut. by the Public Storage property. Injuries are significant but not life threatening to the operator of vehicle #1. Three others were transported for minor injuries. It is suspected the operator of vehicle #1 was under the influence. A search warrant application has been submitted for this operator's blood for analysis. The investigation is ongoing and assigned to Officer Letsch.

Traffic Safety Unit

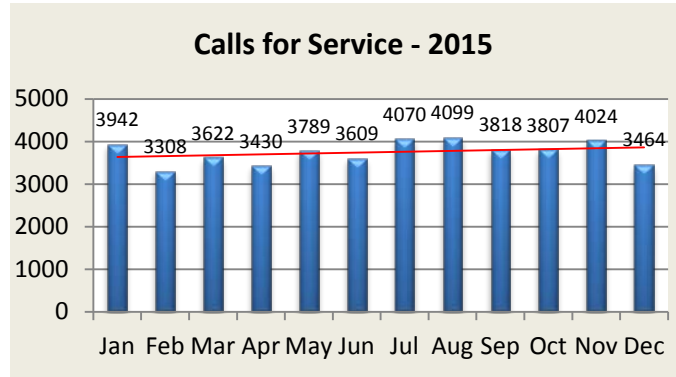
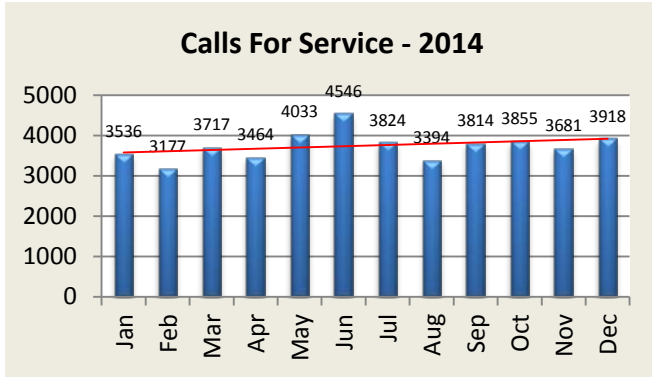
- Traffic Stops: **241**
- Infractions: **91**
- Misdemeanor Summonses: **3**
- Accidents Investigated: **23**
- Other Activities:
 - State PD Truck Squad Enforcement conducted 11 Infractions issued totaling \$16,575.00 in fines and 1 Misdemeanor Arrest
 - All officers / sergeants in traffic/crash unit certified by Laser Technologies Inc. in forensic mapping and LTI Pocketzone software (2 Day Class)
 - Traffic Officers attended the Law Enforcement Summit at Harbor Yard
 - Sgt. Paris, Officer G. Wikman, Officer Paul Medvegy, Officer Jeff Wikman all certified as Child Passenger Safety Technicians (5 Day Class)
 - Sgt. Paris attended FBI Meeting in New Haven with ESU Team Leaders
 - Attended YALE New Haven Hospital Car Seat Clinic
 - Living Streets Campaign conducted on Kings Hwy West
 - Completion of patrol car build
 - Traffic officers Assist in Stuff the Cruiser and delivery of toys to Bridgeport Hospital
 - Development of Child Passenger Safety Seat Program

Section 3: Statistical Activity Summary

TOTAL CALLS FOR SERVICE

Calls for Service	Jan	Feb	Mar	Apr	May	Jun	Jul	Aug	Sep	Oct	Nov	Dec	YTD
2014	3536	3177	3717	3464	4033	4546	3824	3394	3814	3855	3681	3918	44,959
2015	3942	3308	3622	3430	3789	3609	4070	4099	3818	3807	4024	3464	44,982

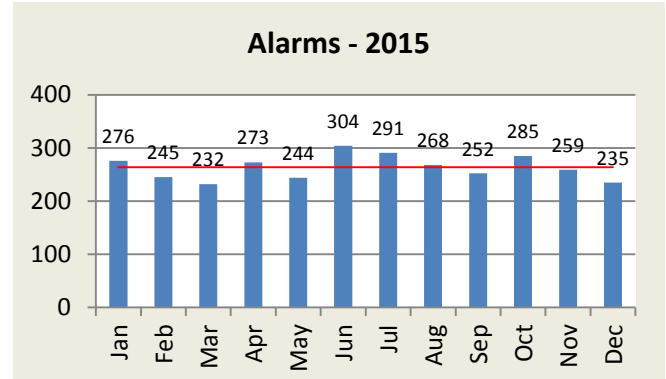
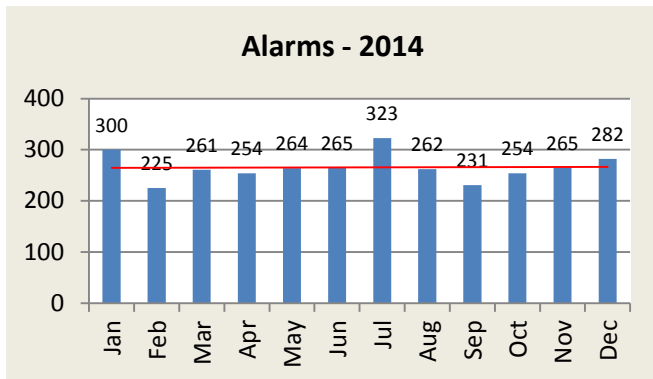
Note: Includes miscellaneous calls that may not be listed under the call analysis section



ALARM RESPONSE SUMMARY

Total Alarms	Jan	Feb	Mar	Apr	May	Jun	Jul	Aug	Sep	Oct	Nov	Dec	YTD
2014	300	225	261	254	264	265	323	262	231	254	265	282	3,186
2015	276	245	232	273	244	304	291	268	252	285	259	235	3,164

False Alarms	Jan	Feb	Mar	Apr	May	Jun	Jul	Aug	Sep	Oct	Nov	Dec	YTD
2014	300	225	261	254	263	264	321	262	231	254	264	281	3,180
2015	276	245	232	273	244	304	287	256	227	266	258	235	3,103

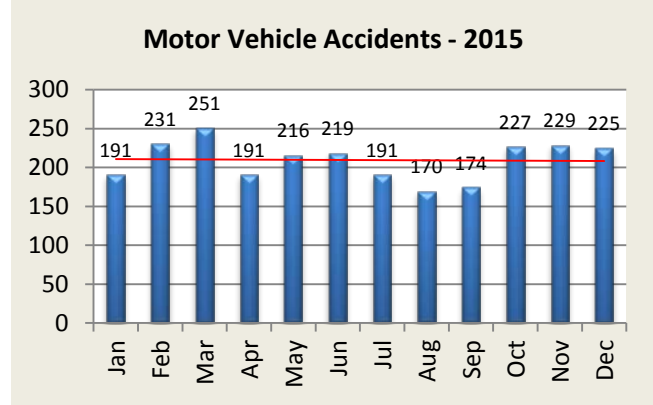
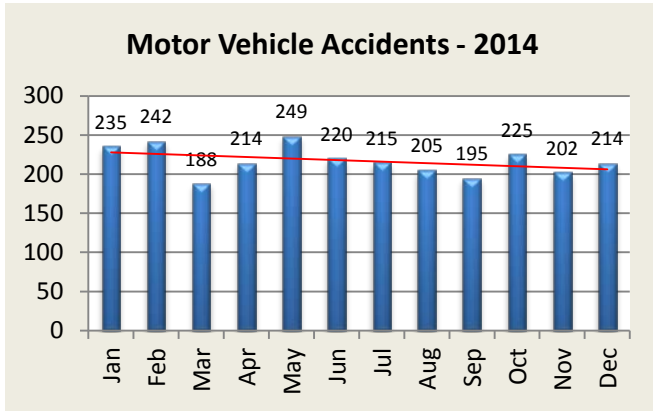


Calls For Service - Detailed Summary

Calls for Service - Type	Jan	Feb	Mar	Apr	May	Jun	Jul	Aug	Sep	Oct	Nov	Dec	YTD
911 Hang Up	15	10	5	15	8	5	13	10	15	11	10	14	131
Abandoned Vehicles	12	15	11	11	5	15	10	15	11	10	2	7	124
Alarms	276	245	232	301	270	304	300	268	252	285	259	235	3227
Animal Complaints	66	66	12	106	109	150	136	140	102	97	86	63	1133
Assaults	6	4	7	5	3	6	3	5	3	4	1	4	51
Assistance	149	178	147	135	153	138	157	149	160	155	144	155	1820
Bank Escorts	29	25	34	34	31	23	22	21	20	19	18	22	298
Bomb Threats	0	0	0	0	0	0	0	0	0	1	0	0	1
Breach of Peace	45	56	49	43	57	59	56	60	39	64	48	47	623
Burglary	14	13	9	11	10	6	17	6	7	12	20	5	130
BusinessChecks	917	624	814	748	732	740	727	802	698	754	738	863	9157
Cancelled Alarms	65	55	67	51	69	53	71	66	54	54	54	42	701
Community Events	31	29	47	21	36	4	2	0	9	43	41	15	278
Door Open	5	5	4	2	5	3	10	5	5	5	9	9	67
Drowning	0	0	0	0	0	0	0	0	0	0	0	0	0
EMS	406	393	383	378	354	374	367	359	412	411	383	378	4598
Funeral Escorts	16	20	24	25	21	14	18	17	15	13	12	12	207
Harassment	23	16	19	18	14	19	28	28	17	19	17	13	231
Intoxicated Subjects	1	4	6	6	5	7	5	7	8	5	2	6	62
Investigations	173	145	215	269	211	236	254	251	259	222	207	220	2662
Larceny	19	17	11	20	31	16	28	22	28	29	11	33	265
MVA	191	231	251	176	216	219	192	170	174	227	229	225	2501
Medical Alarms	0	1	0	0	1	3	0	0	0	2	1	0	8
Psychiatric calls	0	1	4	3	2	0	0	5	8	5	8	6	42
Missing Persons	10	5	2	6	6	3	0	5	7	1	6	4	55
Narcotic Violations	12	18	11	10	8	9	8	7	15	7	6	6	117
Noise Complaints	11	10	14	18	40	24	36	34	42	34	24	15	302
Parking Complaints	190	108	99	39	107	85	83	44	30	34	30	33	882
Pistol Permit Apps	23	18	22	22	10	9	13	9	12	16	11	38	203
Reckless Driver	26	24	21	25	40	32	47	28	33	18	28	27	349
Recovered Property	13	11	17	16	27	11	24	26	17	25	20	11	218
Road Hazard	53	49	34	37	53	43	55	51	51	42	16	18	502
Robbery	1	1	1	3	0	1	0	0	0	0	1	0	8
Sex Violation	0	0	1	1	2	0	2	0	3	10	4	0	23
Shoplifter	10	9	11	12	15	23	20	20	27	22	20	15	204
Stolen Vehicles	4	3	1	0	1	1	9	0	4	2	3	3	31
Suicide	0	0	0	0	0	1	1	0	0	0	0	0	2
Suicide Attempts/Threats	3	3	12	5	5	2	1	3	6	5	0	1	46
SuspiciousActivity	91	55	48	62	74	75	102	82	82	81	93	87	932
Theft from MV	17	15	14	20	27	38	27	25	13	18	12	16	242
Trespasser	4	7	5	1	5	14	10	11	12	7	3	6	85
Vandalism	13	7	14	15	14	19	12	17	20	37	30	26	224

MOTOR VEHICLE ACTIVITY

MV Accidents	Jan	Feb	Mar	Apr	May	Jun	Jul	Aug	Sep	Oct	Nov	Dec	YTD
2014	235	242	188	214	249	220	215	205	195	225	202	214	2,604
2015	191	231	251	191	216	219	191	170	174	227	229	225	2,515



MV Enforcement	Jan	Feb	Mar	Apr	May	Jun	Jul	Aug	Sep	Oct	Nov	Dec	YTD
Warnings - 2014	288	277	392	329	373	385	448	388	388	403	378	349	4,398
2015	322	268	299	258	317	268	432	616	528	408	442	299	4,457

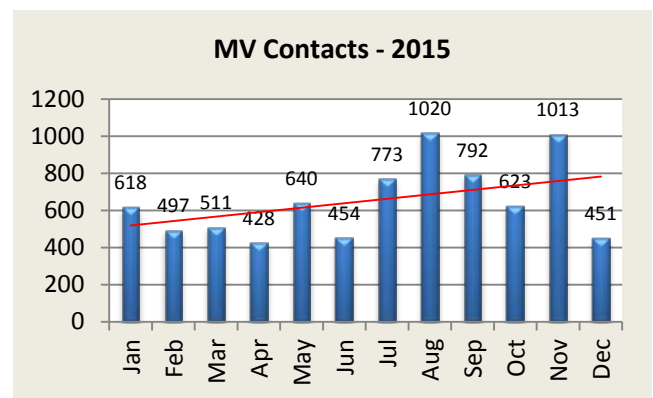
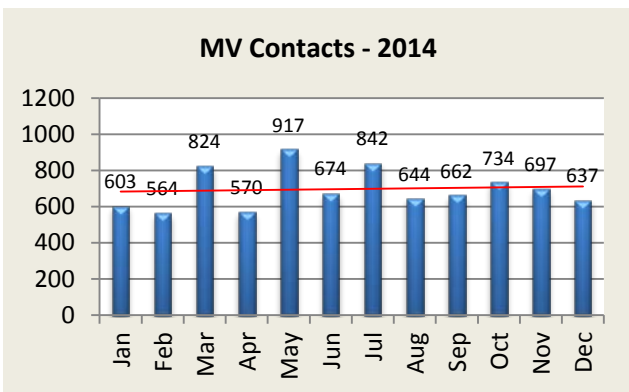
Infractions - 2014	258	212	351	171	477	234	329	216	196	257	246	228	3,175
2015	231	165	142	108	256	132	268	330	196	160	510	123	2,621

Misdemeanor - 2014	40	50	52	49	46	41	47	44	61	51	45	40	566
2015	48	42	46	37	44	30	50	64	46	37	53	20	517

Custodial - 2014	5	6	5	5	2	1	7	2	6	1	3	3	46
2015	6	4	5	4	8	4	10	2	1	6	1	1	52

DUI Arrests - 2014	4	8	7	14	15	7	14	8	13	12	20	13	135
2015	11	17	7	6	15	9	13	8	9	7	7	8	117

MV Contacts - 2014	603	564	824	570	917	674	842	644	662	734	697	637	8,368
2015	618	497	511	428	640	454	773	1020	792	623	1013	451	7,820

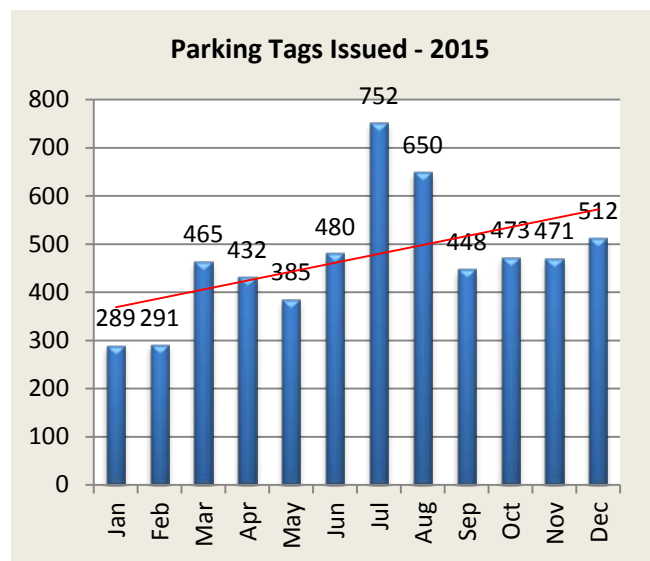
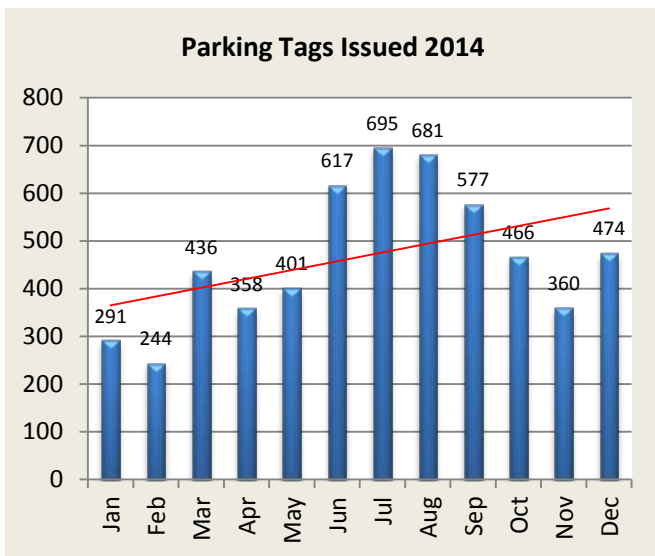


MV Enforcement: Type	Jan	Feb	Mar	Apr	May	Jun	Jul	Aug	Sep	Oct	Nov	Dec	YTD
Speeding Violations	55	30	41	16	24	39	51	114	54	54	92	64	634
Seatbelt Violations	4	3	8	11	136	14	72	52	37	12	333	14	696
Registration Violations	112	80	81	53	75	49	74	107	66	54	70	34	855
License Violations	30	20	43	22	40	30	46	34	33	38	45	24	405
Distracted Driving	56	53	36	32	39	15	54	67	23	23	49	7	454
Suspended Licence	36	34	34	23	29	16	36	46	37	36	36	10	373
Traffic Light Violation	28	27	18	11	10	21	26	30	28	34	26	11	270

The above incidents are a overview of common violations. These statistics are not the only motor vehicle enforcement actions taken. The above show top 6 violations for the month.

PARKING TICKET SUMMARY

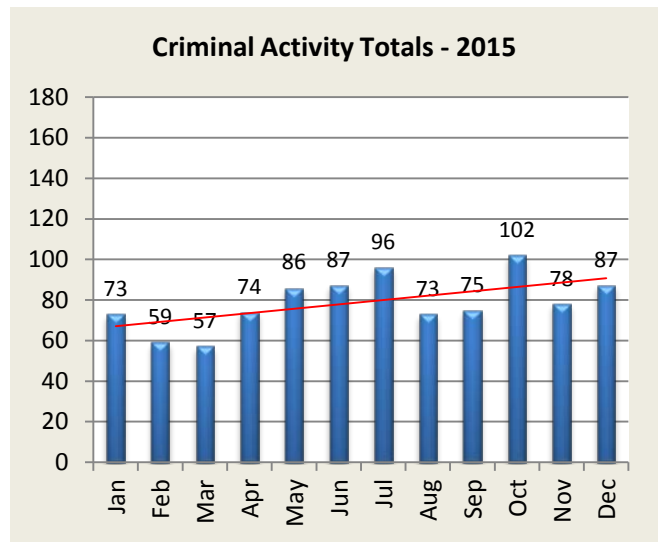
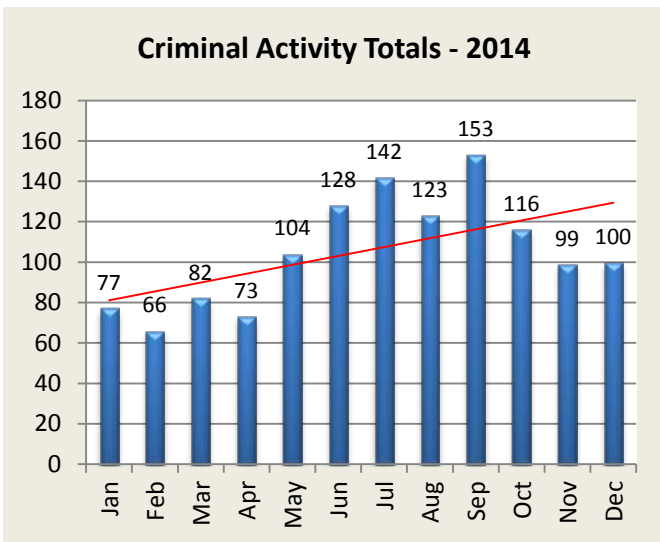
Total Issued	Jan	Feb	Mar	Apr	May	Jun	Jul	Aug	Sep	Oct	Nov	Dec	YTD
2014	291	244	436	358	401	617	695	681	577	466	360	474	5600
2015	289	291	465	432	385	480	752	650	448	473	471	512	5648



CRIMINAL INCIDENTS

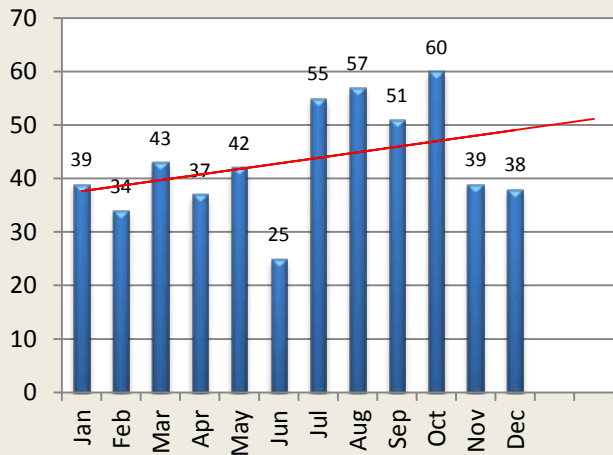
Criminal Incidents: Patrol	R2	R3	R4	R5	B2	B3	B4	B5
Larceny	1	4	7	1	6	6	17	7
Vandalism	1	1	5	2	4	1	9	1
MV Theft / Attempt	0	0	0	0	2	1	0	1
Burglary / Attempt	0	0	0	0	0	1	2	0
Assault	0	0	1	1	1	0	1	0
Robbery	0	0	0	0	0	0	0	0

Criminal Activity: Month	Jan	Feb	Mar	Apr	May	Jun	Jul	Aug	Sep	Oct	Nov	Dec	YTD
Larceny - 2014	38	37	40	30	59	69	96	72	106	60	56	54	717
2015	36	32	25	40	58	54	55	46	41	47	23	49	506
Vandalism - 2014	18	11	21	18	17	32	24	20	16	30	19	19	245
2015	13	6	14	15	14	19	12	17	20	37	30	25	222
MV Theft / Attempt - 2014	7	2	5	5	3	1	2	1	1	1	1	4	33
2015	4	3	1	0	1	1	9	0	4	2	3	4	32
Burglary / Attempt - 2014	6	8	9	13	18	23	18	20	22	14	17	16	184
2015	13	13	9	11	10	6	17	5	7	12	20	5	128
Assault - 2014	7	7	7	6	6	2	2	9	7	9	6	7	75
2015	6	4	7	5	3	6	3	5	3	4	1	4	51
Robbery - 2014	1	1	0	1	1	1	0	1	1	2	0	0	9
2015	1	1	1	3	0	1	0	0	0	0	1	0	8
Totals - 2014	77	66	82	73	104	128	142	123	153	116	99	100	1,263
2015	73	59	57	74	86	87	96	73	75	102	78	87	947



Criminal Arrests by Month	Jan	Feb	Mar	Apr	May	Jun	Jul	Aug	Sep	Oct	Nov	Dec	YTD
Larceny - 2014	31	18	30	23	28	20	34	31	31	35	25	22	328
2015	19	12	16	25	17	21	35	30	22	30	30	37	294
Vandalism - 2014	1	4	3	1	2	0	4	2	1	3	2	1	24
2015	1	1	1	1	4	1	2	4	3	5	1	2	26
MV Theft / Attempt - 2014	0	0	0	1	0	0	1	0	0	2	0	0	4
2015	0	1	1	0	0	0	1	0	1	0	0	0	4
Burglary / Attempt - 2014	1	2	2	7	3	2	12	13	12	8	3	5	70
2015	13	4	3	8	0	4	1	2	5	11	0	2	53
Assault - 2014	6	9	8	5	8	3	4	10	7	10	7	8	85
2015	9	5	7	4	4	3	3	5	4	6	2	5	57
Robbery - 2014	0	1	0	0	1	0	0	1	0	2	2	2	9
2015	3	0	1	0	0	0	0	0	0	0	0	0	4
Total - 2014	39	34	43	37	42	25	55	57	51	60	39	38	520
2015	45	23	29	38	25	29	42	41	35	52	33	46	438

Total Criminal Arrests - 2014



Total Criminal Arrests - 2015

